FEMALE END VIEW (J1)

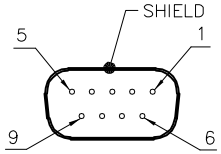

1 = N/C
2 = ORANGE
3 = WHITE/GREEN
4 = N/C
5 = N/C
6 = N/C
7 = WHITE/ORANGE
8 = GREEN
9 = N/C

MALE END VIEW (P1)

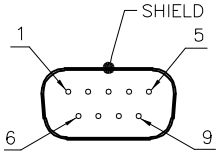

1 = N/C
2 = ORANGE
3 = WHITE/GREEN
4 = N/C
5 = N/C
6 = N/C
7 = WHITE/ORANGE
8 = GREEN
9 = N/C

WIRING DIAGRAM

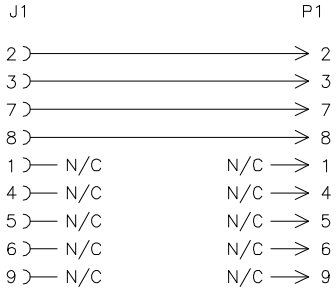

SPECIFICATIONS

RATED CURRENT [A]	2.0 A
RATED VOLTAGE [V]	60 V
OUTER CABLE JACKET MATERIAL/COLOR	TPU/TEAL (HALOGEN FREE)
CONDUCTOR INSULATION MATERIAL	HDPE
NUMBER OF CONDUCTORS [AWG]	2UTPX26 AWG, STRANDED, CAT 5e
SHIELDING	ALUM.–POLYESTER FOIL & TINNED COPPER BRAIDED
TEMPERATURE RANGE	–40°C to +75°C (–40°F to +167°F)

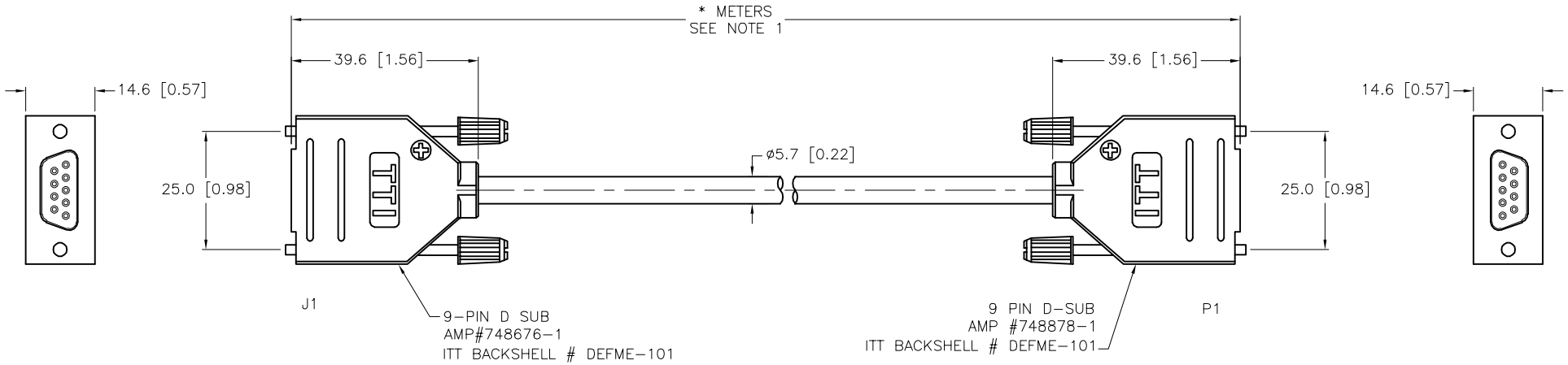

CABLE LENGTH	TOLERANCE*
ALL LENGTHS	+ 4% (OR 50mm) OF LENGTH – 0% (OR 0mm) OF LENGTH WHICHEVER IS GREATER
STRIP LENGTH	**TOLERANCE***
0–7mm	±0.5mm
8–29mm	±1.0mm
30–49mm	±2.0mm
50–69mm	±3.0mm
70–100mm	±4.0mm
OVER 100mm	±5.0mm
*** UNLESS OTHERWISE SPECIFIED**	

SOURCE DRAWING - FOR REFERENCE ONLY

NOTES:

1. "*" INDICATES CABLE LENGTH IN METERS. CONTACT TURCK TO ORDER SPECIFIC LENGTH.

2. "/S3471" DESIGNATES DB9 EXTENTION WITH PIN TO PIN WIRING: 2,3,7,8 AND THUMB SCREWS.

REV	DESCRIPTION	BY	DATE	ECO NO.
A	DRAWING RELEASE	NF	01/26/18	

RELATED DOCUMENTS
1.
2.
3.
4.

MATERIAL

FINISH

3RD ANGLE PROJECTION

ALL DIMENSIONS DISPLAYED ON THIS DRAWING ARE FOR REFERENCE ONLY

CONTACT TURCK FOR MORE INFORMATION

THIS DRAWING IS CONFIDENTIAL AND THE PROPERTY OF TURCK INC. USE OF THIS DOCUMENT WITHOUT WRITTEN PERMISSION IS PROHIBITED.

TURCK

3000 CAMPUS DRIVE
MINNEAPOLIS, MN 55441
1–800–544–7769
(763) 553–7300
(763) 553–0708 fax
www.turck.us

DRFT NF | DATE 01/19/18
APVD E.S. | SCALE 1=1.3

UNIT OF MEASUREMENT
MILLIMETER [INCH]
DO NOT SCALE THIS DRAWING

DESCRIPTION
DB9MS DB9FS 4413–*M/S3471

IDENTIFICATION NO.

REV A

FILE: 777040969

SHEET 1 OF 1